



PCS RESOURCES

3d Marine Littoral Regiment Marines, Sailors, and Families' Guide to PCSing to MCBH



ALOHA & WELCOME TO THE 3D MLR OHANA!

Any PCS can bring a lot of emotions. For some, this is your first PCS. For others it may be your fifth. Whatever stage of life you are in, we hope that this resource provides you with a "starting point" for your PCS to Marine Corps Base Hawaii (MCBH). You and your family are an important part of the 3d Marine Littoral Regiment (3d MLR) ohana and we want to support you!

If you do not see the information that you are looking for in this resource, know that we want to hear from you! **Reach out to your unit sponsor if you need additional information - they are your PCS lifeline!** Did you find an amazing resource you would like to add to this document?

Send us an email!

3dmlr.ohana@gmail.com

With everyone's help, this resource will grow and improve. Don't forget to check out 3d MLR's Facebook pages.

JOIN OUR UNIT OFFICIAL PAGE FOR UPDATES:



[WWW.FACEBOOK.COM/3DMARINELITTORALREGIMENT/](https://www.facebook.com/3DMARINELITTORALREGIMENT/)

TABLE OF CONTENTS

External Attachments – Your Sponsor Should Provide the Following:

Commanders Welcome Letter

MCCS PCS Toolkit

Welcome Aboard Packet from Information and Referrals

Where Do I Start?	Page 3
Family Housing.....	Page 4
Lodging /Hotels	Page 5
TLA Information.....	Page 5
Aloha Furniture	Page 6
Lending Locker.....	Page 6
PCSing with an Animal.....	Page 7
Personal Property Shipment.....	Page 8
Get Organized/ PCS Binder.....	Page 8
Shipping your Car (POV).....	Page 9
Firearms and Registration.....	Page 10
Ideas for Express Shipment.....	Page 11-12
Medical and EFMP.....	Page 13
Schools and Childcare.....	Page 14-17
Spouse Employment.....	Page 18
 Once you Arrive:	
Airport Transportation.....	Page 19
Base Map.....	Page 20
Vehicle Registration.....	Page 21-23
New Arrivals Orientation.....	Page 24
Registering Guests with MCBH.....	Page 24
Dress Aloha.....	Page 25

WHERE DO I START?

While there is a lot to do in order to PCS to Hawaii, if you **immediately** get these three things secured, you can take your time sorting through the other details while still ensuring a successful PCS.



Submit housing application for MCBH... even if you haven't decided if you want to live in base housing! Getting a house may take a while, so increase your chances by submitting NOW.



Make your hotel reservation for 30 days knowing you can cancel later. They book up quick!



Start the process for PCSing with your pet. There can be a lot of hoops to travel with your loved one.

NOT SURE WHO TO CONTACT - REACH OUT TO THE URC!



3d Marine Littoral Regiment (3d MLR)
H&S Company and
Communications Company
GySgt Wilson, +1 (808) 496-3116
natalie.m.wilson.mil@usmc.mil



3d Littoral Logistics Battalion (3d LLB)
SSGT Falkner, +1 (808) 496-4903
Brandon.falkner@usmc.mil



3d Littoral Combat Battalion (3d LCT)
Captain Quintana, +1 (510)620-4053
Joseph.Quintana@usmc.mil
3dLCTURC@usmc.mil



3d Littoral Anti-Air Battalion (3d LAAB)
GySgt Kivet, +1 (808) 285-7867
joshua.m.kivett.mil@usmc.mil

OTHER HELPFUL FACEBOOK PAGES

- PCS'ing to Hawaii Military
- USMC PCS Support Pacific Region
- PCS Like a Pro- Your Smooth Move
- PCSing to Hawaii Guide to Off Base Housing
- Places We LIVE
- MCBH Curb Alert
- PCSing to/from Hawaii with Pets
- MCBH Community
- USMC Officers' MCBH Kaneohe Bay Spouse Group
- MCBH Information and Referral
- Exceptional Family Member Program MCB Hawaii

GET STARTED HERE



1 FAMILY HOUSING OPTIONS

1. Rent/lease in the local community
2. Lease with MCBH privatized base housing partner: Ohana/Hunt
3. Home Ownership
4. Lease with US Navy, Air Force, or Army privatized housing partners:

Navy - <https://www.ohananavycommunities.com>

Air Force - <https://www.hickamcommunities.com>

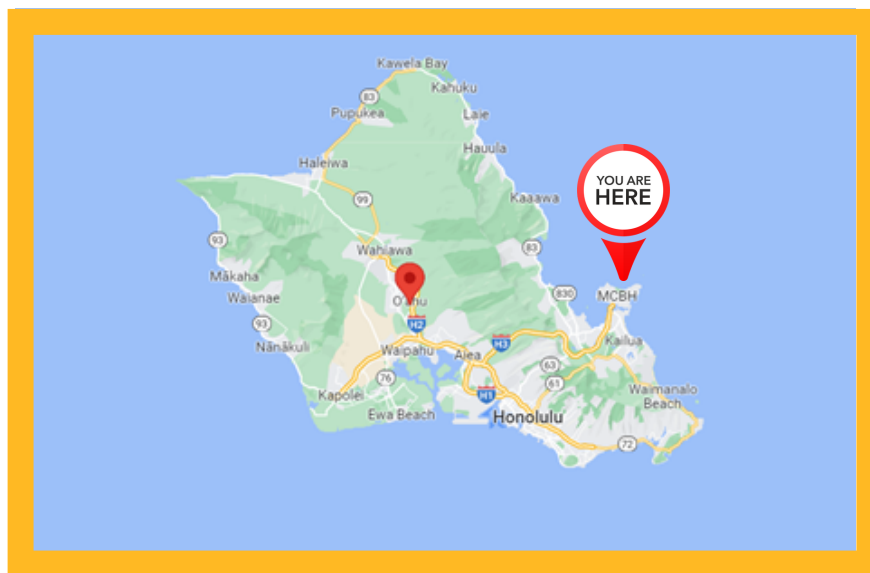
Army - <https://www.islandpalmcommunities.com>

****DO NOT sign a contract or place a deposit to rent, lease or buy an off-base apartment/house PRIOR to checking in with TLA & Housing office. This action may FORFEIT your TLA entitlement.****

How to Apply for Family Housing on MCBH:

1 (808) 657-3386

<https://www.mcbhawaii.marines.mil/Offices-Staff/S-4-Installations-Logistics/Family-Housing/How-to-Apply/>



Looking to live off base and *have a pet*? Here is the most comprehensive list we found for pet-friendly condos:

<https://www.locationshawaii.com/learn/military/finding-pet-friendly-condos/>



LODGING/HOTELS

Service members arriving with family members should make reservations:

The Inns of the Corps: temporary lodging facility on MCBH.

PCS guests may reserve up to one year in advance and up to 30 days to start. *If you need to extend, contact the front desk as soon as possible.* Extensions are based on availability and are the guest's responsibility.

The Inns of the Corps Contact:
1 (888) 409-7829
<https://mccshawaii.com/lodging/>



If the Inns of the Corps is fully booked and unavailable for the dates, you need you will need a certificate/statement of non-availability (CNA/SNA) from them.

Check other MCBH lodging availability
 1 (808) 254-5696.

Any non-military lodging must be vetted through the Temporary Lodging Allowance (TLA) office to ensure that it is TLA-approved lodging.



TLA Approved Hotel list is updated frequently. Please check with the TLA Office or Inns of the Corps for an up-to-date list.



If government lodging is available, it must be utilized first. If a reservation/arrangement is made at other a non-government lodging facility, reimbursements may not be authorized. Third party vendors such as hotels.com or Expedia are also not authorized. Reservations must be booked directly with the lodging facility.

TLA on MCBH:

Questions about TLA? Call 808-257-2198 for assistance or learn more at <https://installations.militaryonesource.mil/military-installation/mcb-hawaii/housing/temporary-housing>

For general information on TLA:

<https://www.travel.dod.mil/Allowances/Temporary-Lodging-Allowance/>

For general information on TLE:

<https://www.travel.dod.mil/Support/ALL-FAQs/Article/3174593/temporary-lodging-expenses/>

ALOHA FURNITURE

"Aloha furniture" is loaned furniture (e.g., couch, table, bed) that can be used temporarily while awaiting your Household Goods (HHG). This is a *first come, first serve* service.

If you are residing in MCBH privatized housing
call 1 (808) 839-8700 for program details and information.

or contact

Ohana Military Communities:

<https://www.ohanamarinecorpscommunities.com/contact-us/>

Off-base homes or apartments that need loaner furniture support while waiting for their HHG should contact the MCB Hawaii FHO. Please stop by their office or contact them at 1 (808) 257-2676 for eligibility and details about the Overseas Temporary Loaner Furniture Program at MCB Hawaii.

LENDING LOCKER

The Lending Locker has various kitchen items you can rent out for FREE while you wait for your shipments to arrive. Note: no linen service is available on base so please pack some towels and sheets or budget for purchase of linens.

BY APPOINTMENT ONLY Monday through Friday 0900-1600.

Use this link to **schedule your appointment**
<https://ppdev.eventbrite.com> or call 1 (808) 257-7786.

Lending Locker Items Based on Availability:

Hospitality Kits: All inclusive with pots/pans, dishes, utensils & kitchen essentials

Basic Small Appliances: Small microwaves, coffeemakers, toasters, irons/ironing boards & rice cookers

Limited infant/toddler items: Trayless highchair, fold-away crib w/mattress



PCS WITH PETS

The process of moving with your pets, beloved four-legged family member (or any pet), takes a lot of planning, money, and time. Start planning and working on the process now. **Note: some testing requirements may take weeks to months to receive results, and traveling in the summer months can be difficult due to temperature restrictions. **

Below are some sites that will help get you started:

Hawaii Department of Agriculture: Animal Quarantine Division:

<https://hdoa.hawaii.gov/ai/aqs/aqs-info/>

Checklist for Direct Airport Release and 5 Day or Less Program:


<https://hdoa.hawaii.gov/ai/files/2022/01/Checklist-1-7.1.2021.pdf>

Moving Your Pet to Hawaii:

<https://www.hawaiilife.com/blog/moving-to-hawaii-with-pets-guide/>

Some may find it helpful to follow other's experiences and ask questions on:

Facebook: PCSing to Hawaii with Pets

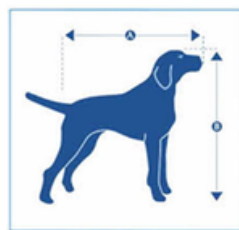


Pet relocation companies may be an option:

<https://islandpetmovers.com/> or <https://pcsmypet.com>

Note: these are examples, please do your own research!

Don't wait till the last minute to look up crate and breed requirements!



Pro Tip: Pets MUST have a microchip, FAVN, and testing paperwork MUST have their microchip numbers correctly listed. You can send this information ahead of time to the state of Hawaii. You then can look up your pet's microchip number on the Department of Agriculture website to see that they are approved!

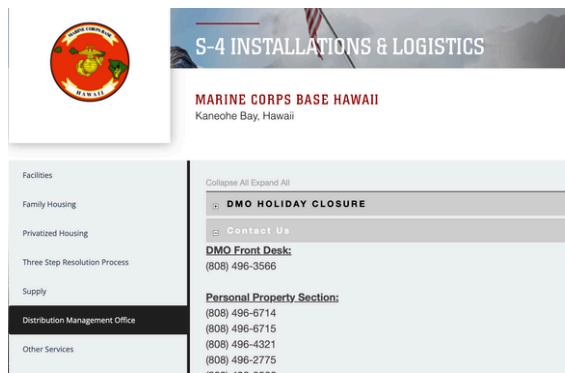
You also need to register your pet if living on MCBH. Learn more at <https://www.mcbhawaii.marines.mil/Offices-and-Staff/PMO-and-Emergency-Services/>

PERSONAL PROPERTY SHIPMENT

You will rate 4 shipments of your personal property consisting of:

- Household Goods (HHG)
- Unaccompanied Baggage (UAB - "express shipment")
- Non-temp Storage (NTS - long-term mainland storage)
- 1 Personally Owned Vehicle (POV)

You do not have to use all of these options, but they are available to you if you choose. These allocations will be addressed on your web orders and can be processed by your local Distribution Management Office (DMO) office.



Hawaii DMO Contact Info:

<https://www.mcbhawaii.marines.mil/Offices-Staff/S-4-Installations-Logistics/Distribution-Management-Office/>



GET ORGANIZED

Purge: When planning your move to Hawaii, space is going to be an issue for most. An average 3 bedroom 2 bath on Oahu is 1500 sqft.

Inventory: Inventory your belongings before the movers show up and take pictures/video anything important. Consider adding more coverage if you move anything high value. The moving company pays a limited amount for lost or damaged items.

Create a PCS Binder: Having one place for all your important documents, contact numbers, checklists, moving documents, etc. can help you get and stay organized. Here are some suggested tabs for your PCS Binder:

- Important Documents
- Birth/Marriage Certificates/Social Security Cards/Passports
- Military Orders (multiple copies)
- Titles of Things you Own (e.g. house, car) along with insurance and shipping information
- Any Checklists
- Medical/Shot/Dental Records
- School Records
- Pet Records
- Moving Documents/HHG Documents
- Travel Documents (e.g. flight and hotel information)
- Budget: It is important to budget as you PCS and live in a hotel. Moving to a new duty station, pay can be delayed.
- Expense Tracker: Keep receipts

Pro Tip: Keep important documents accessible to you throughout the move. Consider securely digitizing your important documents and keep official copies of key documents you may need for in-processing (e.g., School registration, pets records) physically with you and not packed in your shipments as shipments can be unpredictable.

Check out this Resource:
PCSMYPOV.com



SHIPPING YOUR CAR (POV)

You are allowed ONE vehicle to be shipped at the government expense.

Requirements before turning your POV in for shipment or storage:

- Contact your base local personal property office for entitlement and guidance.
- Ensure your POV's fuel is no more than 1/4 of a tank when you turn it in to VPC.
- Ensure your POV is **CLEAN** both inside and out. If you get it detailed make sure all carpets are **completely** dry.
- Remove all belongings from your POV.
- Resolve ALL vehicle recalls before turning in. Bring documented proof that the mechanic or dealership certifying that the recall work was done.
- Ensure your POV is mechanically sound and in good working order before you drop it off to the VPC.

Wanting to ship a second vehicle to Hawaii?

Popular recommendations are:

- 4Corners
- Matson.
- Coastal Auto Shipping



BUYING A VEHICLE

NEW CAR CONSIDERATION: If you are thinking about buying a new car when you arrive in Hawaii, know Hawaii does charge additional shipment fees to get the vehicle here. Prices can be higher than what you find on the mainland.

USED CAR CONSIDERATION: Many people will sell their POV to those coming on island as they are leaving so check MCBH Community or MCBH Sells for some deals. There are also "lemon lots" at MCBH near Five-O Motors, and on both Hickam and Schofield.

FIREARMS

You can transport firearms as part of your total household goods shipment as long as they comply with all local and state laws. Some people check them on the plane when traveling to the island.

Make sure the weapon is inoperable by removing the bolt, firing pin, trigger assembly and other arming parts. Remove all ammunition from your firearm. You cannot ship any privately owned live ammunition in your household goods shipment.

Ensure the firearm information is *written on the inventory* to include: make, model, serial number, unique characteristics, caliber and/or gauge.

****Carry this information with you as you travel (part of your PCS binder – see Page 8)**.**

For more information you can check out: move.mil

REGISTRATION

Upon arrival you must register your firearms with the Stage of Hawaii and MCBH. Failure to register your firearms *can result in a felony possession of firearms* charge.

You must register your firearm with the Honolulu Police Department (HPD) within 5 days per Hawaii, however *MCBH base order states **within 48 hours***. To register take the unloaded firearm to Firearms Division of HPD along with ID and proof of ownership. You will be fingerprinted and photographed. Please visit the following page for more information and for current fees:

<https://www.honolulu.hpd.org/information/firearms>

If you are living on MCBH, you will need to register your firearms with the base security office. You will need a valid military ID, driver's license, and proof of registration with HPD. Do not bring the firearm.

For official information you can contact:

1 (808) 257-0183

<https://www.mcbhawaii.marines.mil/Offices-and-Staff/PMO-and-Emergency-Services/>

EXPRESS SHIPMENT (UNACCOMPANIED BAGGAGE)

Everyone has different needs and "essentials." This list is for a family of four, but you could modify it as needed. Some of these items you may take with your checked baggage, perhaps some you buy on island. Think of everything you'd need to sustain a household without your main household goods. Let this spark some ideas! *Note: always check current requirements and allotments for shipment*

Kitchen Gear

- 2 pans with lids
- 1 pot with lid
- Cutting board
- Knives
- Spatulas
- Flipper
- Pizza pans
- Pizza cutter
- Pyrex dish with lid
- Pyrex measuring cup
- Measuring spoons
- Mixing bowls
- Cookie sheet
- Travel Coffee Mugs
- 4 plates, 4 bowls, 4 glasses
- Silverware
- A few food storage containers
- Crockpot with liner bags
- Instant Pot with accessories
- Coffee maker
- Dish towels
- Pot holders

Bath Items

- Shower curtains
- Shower curtain rings
- Bath Mat
- 4 Towels
- 4 hand towels
- 4 beach towels

Clothing Items

- Extra clothes
- Shoes
- Uniform Items
- Hats
- Swim suits
- UV shirts
- Swim Goggles

Pet Gear

- Food bowls
- Favorite Toys
- Pet Beds
- Leashes, collars, etc.
- Documents

Office Supplies

- Printer with cables
- School Books
- Scissors
- Pencils, Sharpies, and Pens
- Tape
- Electronics Charging Station

EXPRESS SHIPMENT (UNACCOMPANIED BAGGAGE)

Household Goods

Streaming device with remote
 Cleaning rags
 TV & remotes
 TV Cables – HDMI, Ethernet
 Gaming system with cables
 4 Folding Chairs
 1 Folding Table
 Bike with helmet
 Trash can with bags
 Router / Cable modem
 Boogie Boards
 Snorkel gear
 Go Pro with Accessories
 Vacuum with clean bag
 Broom and dust pan
 Mop with extra covers
 Clothes Hangers
 Laundry Baskets
 Hanging closet Organizers
 Small rug for entry
 First Aid Kit
 Headphones
 Windshield Sunshade
 Power strips / Surge Protector
 Sheets/bedding & pillows

Baby Gear

Portable Crib with sheets
 Plastic plates/cups/utensils
 Extra bottles, wipes, diapers
 Folding Wagon or stroller
 Pool Floaties / Puddle jumpers

Tools

Hammer
 Screw Drivers
 Power Drill and bits
 Tape Measure
 Wrench
 Pliers
 Allen Wrench Set
 Small Level

MCBH Curb Alert (FB) can be your friend! During moving season there are tables, couches, cleaning supplies... you name it! Use what you want and then re-home later.

Remember:

Moving can be expensive so many families choose to pack as much as they can for each shipment.

However, Hawaii has stores with all the essentials and Amazon delivers! There is a lending locker (page 6) available as well.

Think about what you want to pack wisely for what fits your family's needs!


MEDICAL AND EFMP

Hawaii is under TRICARE West. There are no TRICARE offices in Hawaii. A new login may be required if you were under a different TRICARE (TRICARE East/TRICARE overseas). Customer service can be accessed via the TRICARE website or calling their **Western region call center** at 1 (844) 866-9378.

TRICARE online: <http://www.tricare.mil/>

Branch Health Clinic Kaneohe Bay: <https://nhchawaii.tricare.mil/Clinics/BHC-Kaneohe-Bay>

Remember to get medical records for your whole family including immunizations and if your child is attending daycare or school they may need an up-to-date physical and TB screen! Take these records WITH you. The Hawaii State Department of Health can also issue TB screenings.



Exceptional Family Member Program (EFMP)

An Overseas screening is not necessary for Marines and family members to PCS to Hawaii. However, if a family member is enrolled in EFMP **you need to contact your local coordinator to ensure all paperwork is up to date** and resources will be available to you. This includes any letters that are needed to apply for on base priority family housing.

EFMP office on MCBH: 1 (808)257-0290

<https://hawaii.usmc-mccs.org/marine-family-support/military-family-life/exceptional-family-member-program>

SCHOOLS AND CHILDCARE

MCBH School Liaison:

MCBH_SCHOOL_LIAISON@usmc.mil

1 (808) 257-2019

<https://hawaii.usmc-mccs.org/marine-family-support/child-and-youth/school-liaison>



There are NO DoDEA schools in Hawaii

Hawaii Department of Education:

<http://www.hawaiipublicschools.org/Pages/Home.aspx>



Family Care Services

Children & Youth Program (CYP):

<https://hawaii.usmc-mccs.org/marine-family-support/child-and-youth>

After School Care Resources

ASYMCA: <https://www.asymca.org/honolulu-hi>

Kama'aina Kids: <http://www.kamaainakids.com/>

School Age Care: <https://hawaii.usmc-mccs.org/marine-family-support/child-and-youth/school-age-care>

PUBLIC SCHOOLS

Mokapu Elementary



<https://mokapu.k12.hi.us/#>

Kailua Intermediate



<https://www.kis.k12.hi.us/home>

Kalaheo High School



<https://www.kalaheohigh.org/>



GEOGRAPHIC EXCEPTIONS INFORMATION

<https://hawaiipublicschools.org/enrolling-in-school/geographic-exceptions/>

PRIVATE SCHOOLS

Below you will find some private school that people have recommended. This is not an exhaustive list! You will want to contact schools ASAP to find out their application, interview, and other requirement due dates.

Trinity Christian School
St. Anthony's
Le Jardin Academy
St. John Vianney



Many schools offer tuition assistance. Make sure to ask the school about financial aid!

HOME SCHOOL

Interested in homeschooling? Here are some groups and schools you may want to check out:

- Myron B Thompson Academy (Hybrid School)
- Classical Conversations
- Saint Benedict Hall (Hybrid Classical)

Facebook:

- KBay Homeschoolers
- Oahu Homeschool Mom
- Homeschool Ohana
- Military Homeschoolers
- Hawaii Homeschool Community Oahu



PRESCHOOL AND DAYCARE

There are a variety of options for preschools in the area. This is not an exhaustive list! There are very limited options for kids 2 years old and under! Many more for 3 years and up. Start applying NOW as space is limited.

On MCBH:

Child Development Centers (CDC):

<https://hawaii.usmc-mccs.org/marine-family-support/child-and-youth/child-development-centers>

ASYMCA:

<https://www.asymca.org/honolulu-hi>

In Kailua:

- PPNS Preschool
- Kailua Baptist Preschool
- Kamaaina Kids
- Kailua Methodist Preschool
- A Caring Place
- Wee Achievers
- Cole Academy



Child care can be expensive! Check out Child Care Aware to see if your facility is a part of this program and apply!

childcareaware.org

SPOUSE EMPLOYMENT

If you are licensed in a particular field, you know that you need to start the process of transferring licensure or obtaining it right away for your particular career field. For those who could use some assistance in choosing a career field, transitioning fields, or simply finding a job, below are some links that may be useful to you!

Family Member Employment Assistance Program (FMEAP)

<https://hawaii.usmc-mccs.org/marine-family-support/military-family-life/family-member-employment-assistance-program>

Spouse Education and Career Opportunities (SECO)

<https://www.militaryonesource.mil/education-employment/for-spouses/>

Military Spouse Preference Program


<https://www.militaryonesource.mil/education-employment/seco/understanding-military-spouse-preference/>

Hiring Our Heroes

<https://hiringourheroes.org>



AIRPORT TRANSPORTATION



You arrive on island with all your bags, crates, strollers, car seats, and totes. Now how will you get to the hotel or your house? Here are some suggestions:

- 1** Reach out to your sponsor and check their availability for pick up/ access to a larger vehicle. The unit van may even be available to support.
- 2** 808 Express: shuttle picks you up at the airport and will help load all your luggage. CALL AHEAD TO SCHEDULE - www.go808express.com
- 3** Try a taxi service (e.g. Charley's Taxi). Make sure to schedule ahead and check base access.
- 4** Use a rental car service at the airport or explore Turo, as some owners will do drop off of the vehicle. Please note, rental cars may be an out of pocket expense and may not qualify for reimbursement.

Yes, you will be tired and the process of getting here may not be pretty... but living here is an amazing experience. One look at the beauty of the island, you will know it was all worth it!



MCBH MAP AND WEBSITES

MCB Hawaii:

<https://www.mcbhawaii.marines.mil/>

MCCS Hawaii:

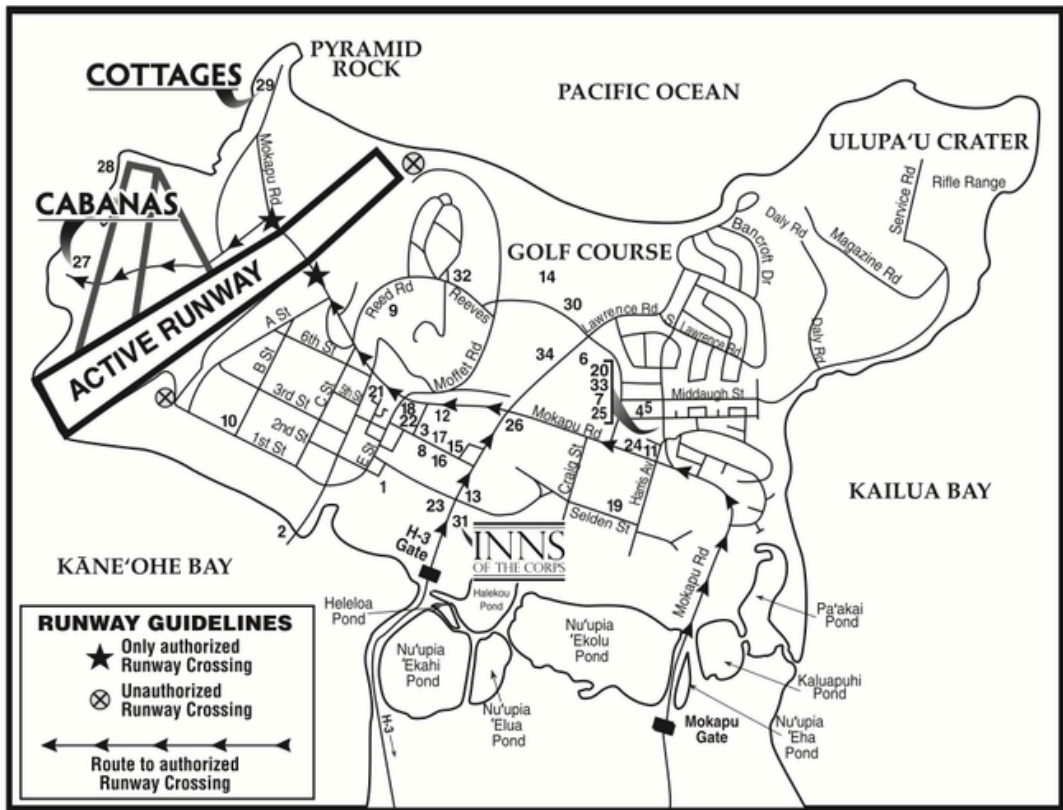
<https://mccshawaii.com/>

Link for MCBH Map:

<https://www.mcbhawaii.marines.mil/Portals/114/BaseMap2017.pdf>

MAP OF MCBH KANEOHE BAY

1. Five-O Motors, Bldg 3097
2. Base Marina, Outdoor Recreation & Equipment Center, Bldg 6800
3. Bank of Hawaii, Bldg 1196
4. Child Development Center (Kupulau), Bldg 6111
5. Child Development Center (Laulima), Bldg 6782
6. Children & Youth Programs, Resource & Referral, Bldg 5082
7. Commissary, Bldg 6068
8. Education Center, Bldg 220
9. FMEAP and I&R, Bldg 579
10. Flightline Marine Mart, Bldg 6797
11. Gas&More, Wash 'N Go Car Wash, Firestone Tire & Service Center, Auto Detailer, Bldg 1667
12. Hawaii Loa Skate Park
13. Kahuna's Sports Bar & Grill, Kahuna's Recreation Center, SM&SP Office, Bldg 1629
14. Kaneohe Klipper Golf Center, Bldg 3088
15. Golf Pro Shop, Golf Course, Samuel Adams Sports Grill, Staff NCO Club, Tiki Island
16. K-Bay Lanes Bowling Center, Strikers Grill & Tap, Bldg 1666
17. K-Bay Main Base Pool, Bldg 981
18. K-Bay's Garden Restaurant, Laundromat, Tennis Pro Shop, SCUBA & Snorkeling, Bldg 1255
19. MCCS Administrative Offices, Semper Fit, Base Library, K-Bay Theater and MCCS Personnel Office, Bldg 219
20. MCX Annex, Daily Grind, Dry Cleaning & Laundry, Military Clothing Sales Store, Papa John's Pizza, Tailor Shop, Wiki Wiki Market, Bldg 1090
21. Main Exchange, Bldg 6109
22. CAARE Center, Bldg 216
23. Marine Corps Family Team Building, Bldg 244
24. Marine Mart, Subway, Bldg 3071
25. McDonald's, Bldg 6691
26. Mokapu Mall, Bldg 6477
27. Aloha Key, Barber, Enterprise, Florist, Food Court, GameStop, GNC, H&R Block, ITT, Salon, Starbucks, Tradewind Travel, UPS Store, The Vineyard, Volcano E-Cig
28. Semper Fit Center/Main Gym, Bldg 3037
29. The Cabanas at Kaneohe Bay
30. The Campgrounds at Kaneohe Bay
31. The Cottages at Kaneohe Bay
32. The Klipper Villas at Kaneohe Bay
33. The Inns of the Corps, Bldg 3038
34. The Officers' Club, Bldg 502
35. Windward Community Federal Credit Union, Bldg 6699
36. Youth Activities, Semper Fit Center - Kulia, Bldg 6753



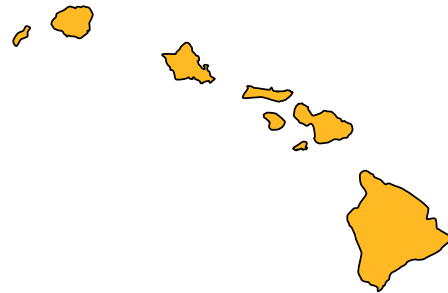
VEHICLE REGISTRATION

Below are tips and details about how to register your car on base and with the State of Hawaii.



Helpful Tips:

Registration in Hawaii must be complete within 30 days of the shipping receipt or you may incur penalties.



- Car window tint is found to be the biggest issue in vehicle inspections as Hawaii's legal limit is higher than most on the mainland.
- If it is found to be too dark, they will ask you to get it removed and then come back for safety inspection.

PMO/Base Vehicle Registration:

Visitor Contractor Center aka Pass House:
located at Bldg. 1637 by MCBH Main Gate

<https://www.mcbhawaii.marines.mil/Offices-and-Staff/PMO-and-Emergency-Services/>

VEHICLE REGISTRATION



What you are about to read is chaotic and is a bit absurd. Unfortunately, it is what it is, please reach out to your sponsor or URC if you need help!

Military has 2 options for vehicle registration.

1. Register your vehicle in Hawaii and receive Hawaii Plates
2. Receive an Out-of-state permit to attach to your registration and bumper sticker



* Will require renewal each year *

The process to register is identical, the forms are different.

1. Hawaii No Fault Insurance

- Must be obtained within 24 hours from the date listed on the shipping receipt
- You will need an insurance card, print out or digital electronic copy for valid proof of insurance.

2. Get a CS-L 50 - Military Non-Resident Form from MCBH

Only needed for obtaining Hawaii plates

- Forms located at the vehicle registration office. Building 1095 on 3rd street
- Must have title, out-of-state registration or Notarized Bill of Sale
- Military registration benefits - Certain fees are waived. You will pay only the county registration fee (\$20), emblem fee (.50), new plate fee (\$5).
- You **do not** need this form if you are keeping out-of-state license plates.

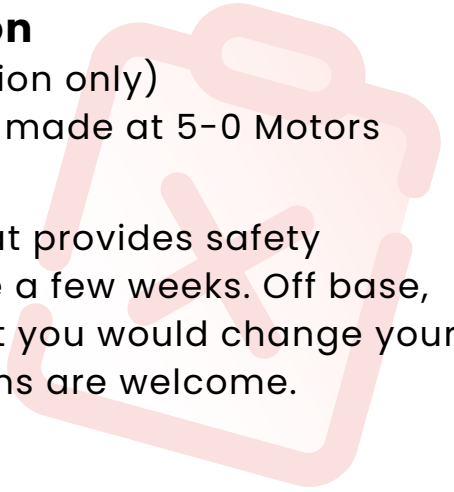
Continued on next page

Continued Vehicle Registration

3. Obtain a failed Hawaii Safety Check/Inspection

(failed for having out of state registration only)

- Appointments for Safety Inspections on MCBH can be made at 5-0 Motors
- Keep your receipt!
- **Pro Tip:** Five-0 motors is the only on base location that provides safety inspections, but book early as appointments can take a few weeks. Off base, safety Inspections can be done almost anywhere that you would change your oil. Call ahead for appointments or to check if walk-ins are welcome.



4. Go to a Satellite City Hall to register your vehicle

- An **Aloha Q** appointment is encouraged; some may have walk in hours.
- You must have current Registration or Notarized Bill of Sale, Failed Safety, Shipping Receipt, and current Hawaii No Fault Insurance
 - Complete an Application for Registration form CS-L(MVR)1 (**New Hawaii Plates**)
 - Out-of-state permit application CS-L (MVR) 27 (**Blue out-of-state permit Sticker**)
- **Aloha Q** appts. - <https://www.honolulu.gov/csd/services-and-locations/#satellite>
 - Windward City Satellite Hall is closest to MCBH and while Aloha Q appointments are highly encouraged, they often do take walk-ins. Address: 45-480 Kaneohe Bay Dr., Unit CO6 Kaneohe, HI 96744.

5. Return to where failed Safety Check was issued

- Documents to bring:
 - Original receipt from failed safety check
 - HI registration or Out of State Registration
 - Hawaii No Fault Insurance
 - Failed safety
- The vehicle will be re-inspected and upon passing a passed safety and sticker will be issued and placed on the vehicle.



More info:

Hawaii. Gov - <https://www.honolulu.gov/csd/info-for-military-service-members/>

NEW ARRIVALS ORIENTATION

Aloha Portal: New Arrivals Orientation

Hosted by: MCCS, MCFTB, and Information and Referral and Relocation

Where: Base Chapel

When: First Wednesday of Every Month

Contact 1 (808) 496-7786 for more information

<https://hawaii.usmc-mccs.org/marine-family-support/information-referral-and-relocation>



Consider attending some of these great events to get settled in! Look out for announcements as dates are released monthly.



- Water Safety Brief
- Emergency Preparedness Brief
- LINKS

REGISTERING GUESTS

Want to share your little piece of paradise with friends or family? People coming to help unpack? Find the link below for how to register guests on MCBH.

Houseguest Base Access

Active-duty service members and dependents may sponsor overnight guests and should register them in advance. Complete and sign the required form (request via mcbkbaz.pmoservices@usmc.mil or pick up at MCBH PMO, Bldg 1095). Guests must complete DBIDS and provide their enrollment number before form submission. After PMO approval, take the form to your housing RSO for Hunt Housing registration.

Guests must bring two IDs, including an SSN card.

For issues (short notice, lost SSN, foreign nationals), visit PMO for assistance.

Pro Tips: All guests must pre-enroll into DBIDS at <https://dbids-global.dmdc.mil/enroll#!/> no more than 30 days before the visit. Guests 17 years old and younger are exempt from DBIDS pre-enroll. It may take up to 10 business days for U.S. Citizens, sometimes longer for non-U.S.









Citizen guests, so start early. And Apple users use this link for DBIDS registration

<https://www.dau.mil/faq/p/dod-pki-certificates>.

DRESSING ALOHA

As invitations come out for various social events, attire recommendations might be made. This is a useful chart to provide insight into the dress code suggested for the event:

Aloha Attire Recommendations

	Men	Women	Notes
Aloha Casual			<p>Men</p> <ul style="list-style-type: none"> • Shorts or jeans • Shirt untucked • Slippers/sandals • No rubber shower shoes <p>Women</p> <ul style="list-style-type: none"> • May wear above the knee dress • Casual sandals
Aloha Crisp			<p>Men</p> <ul style="list-style-type: none"> • Pants or slacks, not jeans • Shirt tucked –or– • Shirts may be worn untucked when designed with straight bottom hem, or overall design on front of shirt • Closed-toe shoes <p>Women</p> <ul style="list-style-type: none"> • Knee-length or longer dress • Nicer sandals
Aloha Formal			<p>Men</p> <ul style="list-style-type: none"> • Pants or slacks, not jeans • Closed-toe shoes • Long sleeve aloha shirt • May also wear blazer <p>Women</p> <ul style="list-style-type: none"> • Mid-calf or longer dress • Nice sandals or heels
Avoid			<ul style="list-style-type: none"> • Matching patterned shorts and shirt • Plastic lei • Rubber slippers/shower shoes • Bathing suits or other items designed for the beach

WELCOME TO THE UNIT OHANA!

We look forward to welcoming you to the unit—once the active duty member is officially in-processed with your unit and registered in Marine Online (MOL) with your 1st Sgt and URC, you will be able to join our Ohana Facebook pages.

These Facebook pages are **for active duty unit members and families!**

In addition to the monthly news letter, these are a great way to get connected and make the most of your time in Hawaii. Stay tuned for upcoming community events to connect, grow, and become part of our unit ohana!

FIND YOUR UNIT FACEBOOK PAGE



3d Marine Littoral Regiment;
H&S Company and
Communications Company Ohana
(3d MLR)



Longboard 'Ohana
(3d LLB)



3d LCT - Lava Dogs Ohana
(3d LCT)



3d Littoral Anti-Air Battalion Family
(3d LAAB)

ANNUAL EVENTS TO LOOK FORWARD TO THIS YEAR

SPRING

Easter Egg Hunt
Military Spouse & Kids Appreciation Days

FALL

Kickball Leagues Begin
Halloween Trunk or Treat

SUMMER

Independence Day Celebration
Popsicles in the Park

WINTER

Marine Corps Ball!!!
Holiday Parties